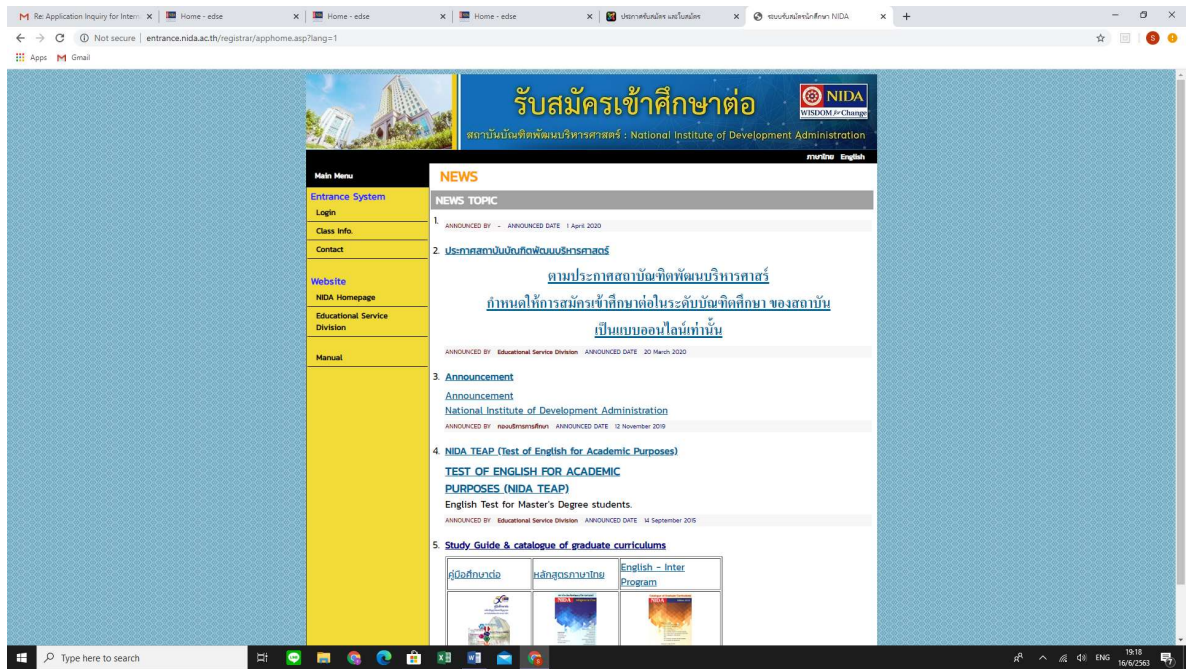
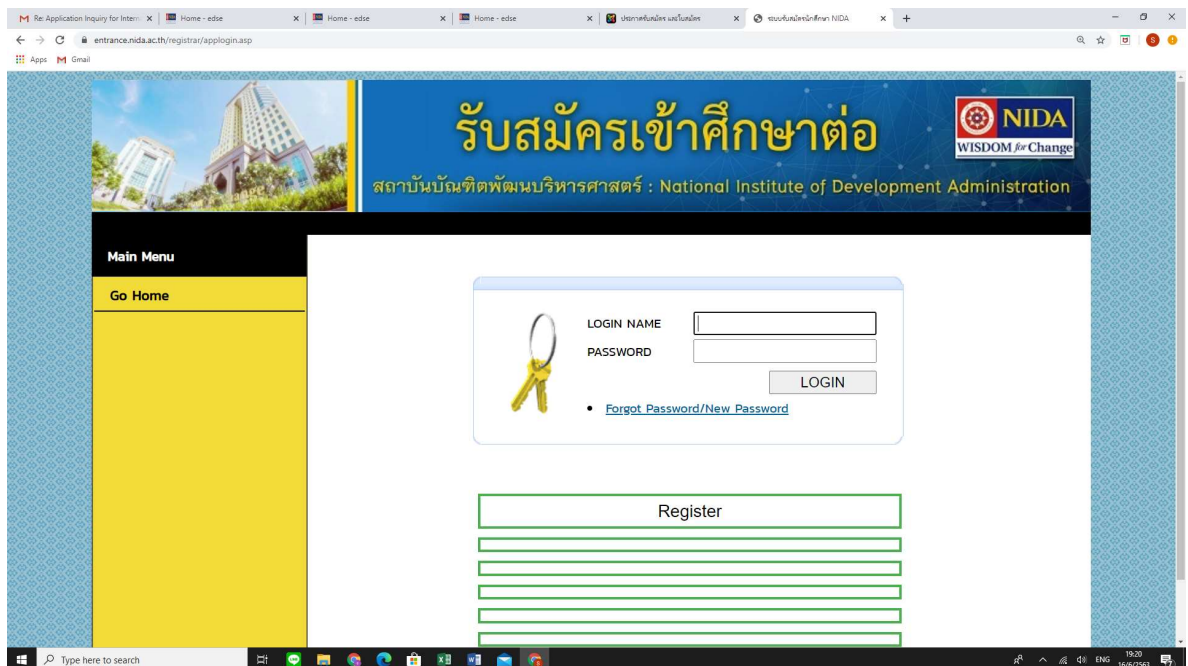


1. Go to <https://entrance.nida.ac.th/registrar/apphome.asp?lang=1>



2. Click at "Log in" on the left hand yellow column. Then the page will show same as this picture so please click "Register" for the first time applicant to fill information for getting Login Name and Password for Login.
But if the applicant already had the Login Name and Password , applicant can put Login Name and Password then click "LOGIN"



3. For the First time visit the site , after you click “Register” you will find this page. Please fill all required information then click “REGISTER” at the bottom of the page.

Register

Please input data that mark * and click submit

Personal data

Nationality *

National ID card/Passport number *

Prefix *

First Name without title *

Surname *

Name *

Surname *

Date of Birth *

Birth

Province *

Origin

Religion

Marital Status

REGISTER

Powered by Vision Net, 1995 - 2020 Contact Staff : งานรับสมัครฯ กองรับสมัครฯ โทร. 02-7273370, 02-7273371, 02-7273373

4. Then you will go to set your Password. Put your password in 2 boxes and click “PROCESS” for confirm your Password.
Remark : Password have to consist of Number between 0-9 and/or lowercase letter between a-z.
Maximum for password not more than 13 letters.

รับสมัครเข้าศึกษาต่อ

สถาบันบัณฑิตพัฒนบริหารศาสตร์ : National Institute of Development Administration

123456789 : Mrs.SUSAN WHITE

**Username สำหรับการใช้งานระบบของท่านคือ เลขประจำตัวประชาชน/
หนังสือเดินทางENG**

Please define and confirm the desired password.

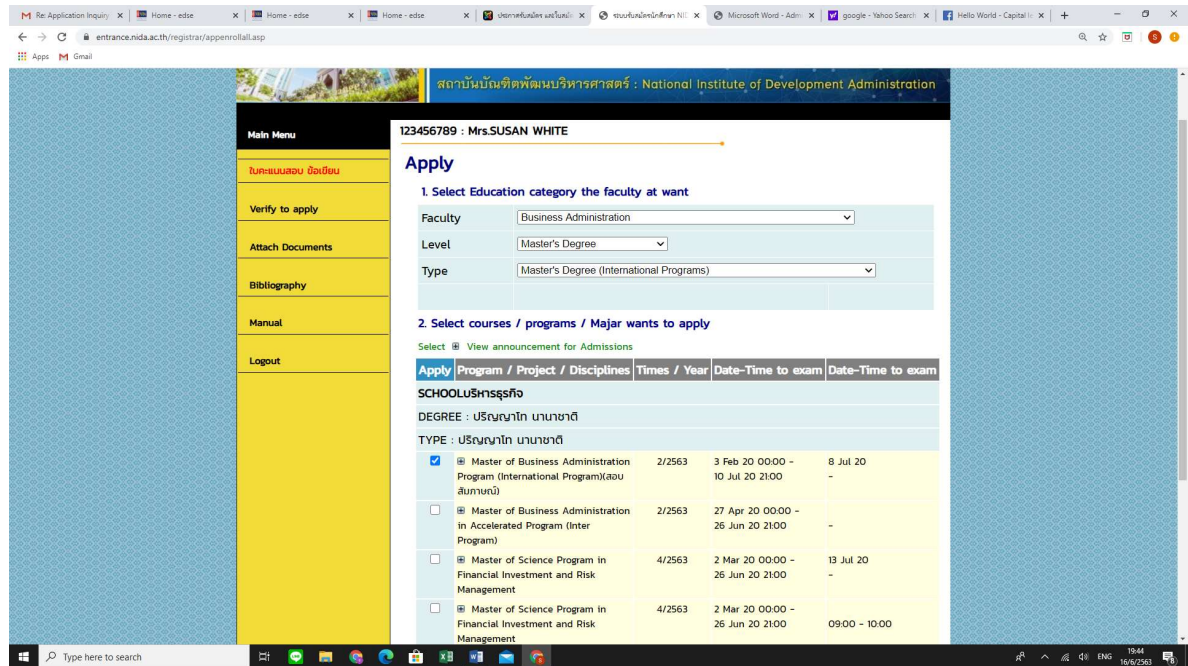
Specify Password

Confirm Password

PROCESS

REMARK: รหัสผ่านที่แนะนำ ควรประกอบด้วยตัวเลข 0-9 และ/หรือตัวอักษร
ภาษาอังกฤษตัวพิมพ์เล็ก a-zENG จำนวนไม่เกิน 13 ตัวอักษร

5. This page will show as below :



Apply

1. Select education category the faculty at you want.

For MBA International Please select

Faculty : Business Administration

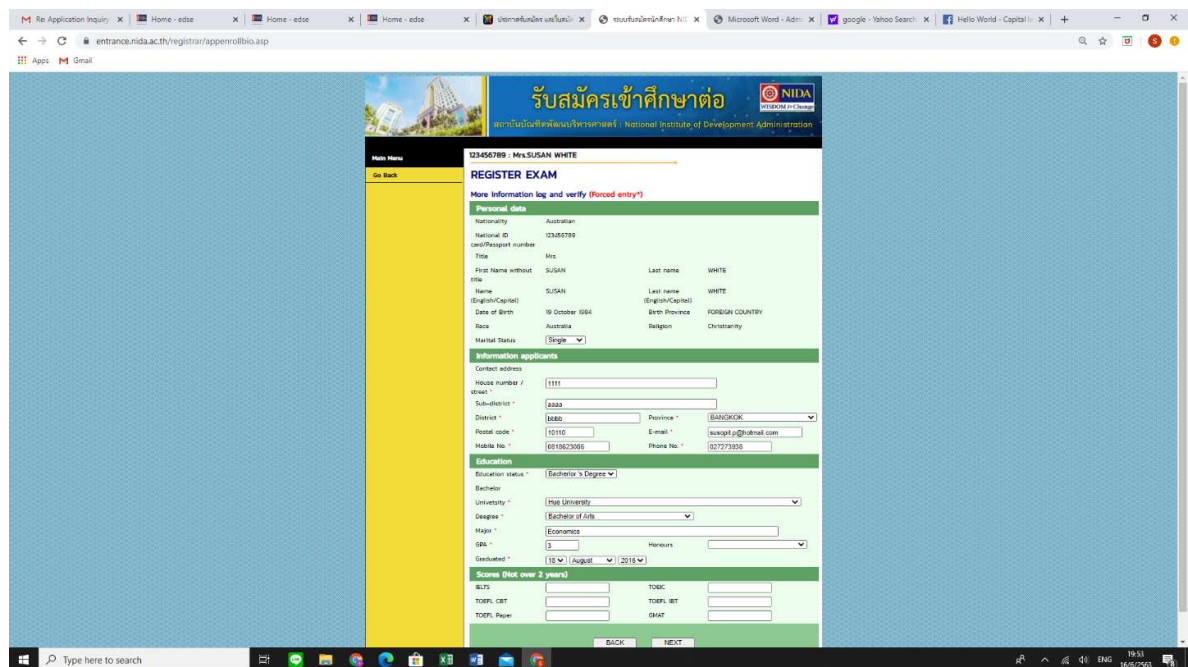
Level : Master's Degree

Type : Master's Degree (International Programs)

2. Select courses/programs/ Majors wants to apply : Master of Business Administration Program (International Program) the first one.

3. Click "Next"

4. Fill the form REGISTER EXAM then click "Next"



5. Fill the form REGISTER EXAM then click "Next"

123-65789 : Mrs.SUSAN WHITE

REGISTER EXAM

More information log and verify (Forced entry!)

Work experience

Years of experience after graduation: Total number of years of work experience:

Working status

Current work status:

Type of work

Government State enterprise
 Private organizations Self-employed
 Other:

Data current working

Current workplace:
 Position: Salary (Number only):
 Business Type: Phone No:

Supervisors (minimum 2 people)

Center	Position
Organization	Position
Center	Position
Organization	Position
Center	Position
Organization	Position

Sources of information

Sources of information: Other:

BACK NEXT

6. Then click "Confirm" after that the page will show you to download the invoice for printing and pay at the bank.

123456789 : Mrs.SUSAN WHITE

Apply

4. Confirm Application

Program / Project / Disciplines	Results to apply	Times / Year	Date-Time to exam	Select to delete
Master of Business Administration Program (International Program)(เอก สัมภาษณ์)	OK	2/2563	8 Jul 20	DELETE

Please check the validity of the application and press Confirm

Confirm

The cost of applying to programs / projects / major

LIST	Amount
Master of Business Administration Program (International Program)(เอก สัมภาษณ์)	1,200.00
Entrance interview application fee for International Program	1,200.00
Total	1,200.00